

SL silver line Gel

with Aloe

Cannabis sativa seed extract
Colloidal Silver (10 ppm)



INDICATIONS

- >> Aphthae, Ulcers, Recurrent aphthous stomatitis, Gingivitis, Periodontitis
- >> Mucositis from radiotherapy and chemotherapy
- >> Oral surgery, Difficult extractions
- >> Implantology: helps to prevent peri-implantitis
- >> Helps to prevent traumatic ulcers from dentures and orthodontic appliances
- >> Burning Mouth Syndrome

Properties

- >> Adheres to the oral mucosa
- >> Forms a protective film
- >> Colloidal Silver (10 ppm) has antibacterial-antiviral properties
- >> Neutral ph
- >> Based on cannabis sativa seed extract, aloe, hyaluronic acid and vitamin E
- >> Free of fluoride, sugars, mattifying agents, alcohol, fragrances, petroleum derivatives, silicones and parabens

Benefits

- >> Gives rapid relief
- >> Eliminates burning sensation
- >> Protects the oral mucosa
- >> Thanks to the antioxidant properties of the components, ensures the well-being and hygiene of the mouth

« COLLOIDAL SILVER »
Natural antibacterial - antiviral effect »

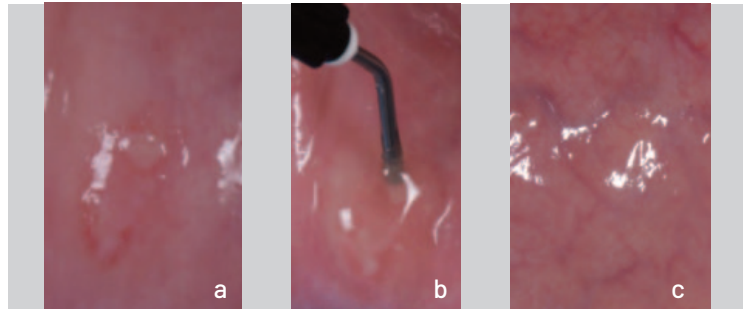
PROTOCOL

1. For canker sores, ulcers and recurrent aphthous stomatitis, the patient is advised to apply the gel 2 or 3 times a day without rinsing to the affected areas for about one minute.
2. For gingivitis and periodontitis, the gel is applied after the non-surgical periodontal therapy session and the patient is advised to use the gel 2 or 3 times a day without rinsing in the affected areas for approximately one minute. It is recommended for application inside the socket.
3. Colloidal silver gel adheres well to the oral mucosa and creates a protective film, making it ideal after oral surgery and extractions, and is recommended for application over sutures and in alveolus.
4. For implant operations, it should be applied after implant insertion and after the sutures have been completed.
5. In case of risk of traumatic ulcers from removable dentures and orthodontic appliances, the patient is advised to apply the gel under the saddle in contact with the gums.
6. For patients with Burning Mouth Syndrome, the patient is advised to apply the gel 2 or 3 times a day to the entire mouth for approximately 1 minute without rinsing.

METHODS OF USE

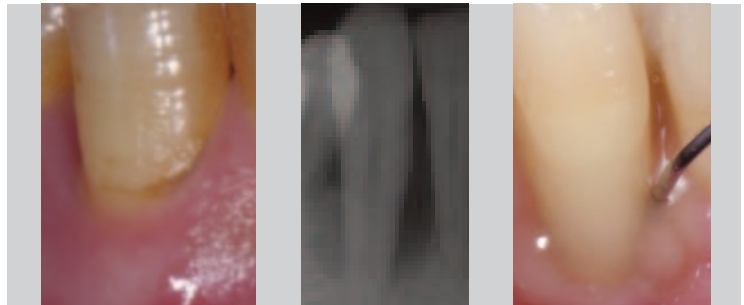
Colloidal silver gel can be applied directly from the dispenser with a finger or using specific syringes with a disposable tip, which facilitate the insertion of the gel into periodontal pockets, into alveoli after dental avulsions and in all indications on oral mucosa. Syringes with a tip allow for greater precision during application and greater dosage control. Refilling the syringe is easy.

Canker sore



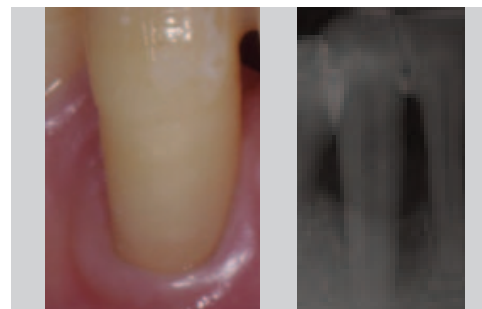
a) Image of the canker sore - b) Application of silver gel: the gel soothes immediately the discomfort - c) Situation after treatment

Periodontitis



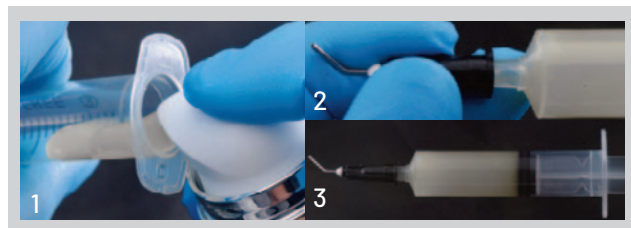
Clinical and radiographic image initial periodontal defect

Application of the Silver Line gel



Clinical and radiographic image after 12 months, note the bone regeneration.

Syringe Filling



- 1) Removing the plunger and inserting the gel into it
- 2) Assembly of applicator tip
- 3) Plunger insertion