


ENA CARE Oral



...until the gel comes out from the hole among the bristles




Brush again for further 30 sec. and rinse accurately



Rotate anti-clockwise the ring towards the direction UP...




Rinse the toothbrush with running water



Screw and remove the cap of the toothbrush



Brush the teeth to be bleached for about 30 sec. with rotating and horizontal movements avoiding as much as possible contact with gums



It is recommended to use the ENA ORAL Care products for oral hygiene



It is necessary a dose like the volume of a small lentil

# ENA® WHITE 2.0

## BRUSHING BLEACHING TECHNIQUE

### PROFESSIONAL HOME BLEACHING

FOR DENTAL COSMETIC USE - DESIGNED BY DR. LUIGI LEONARDI

6% hydrogen peroxide gel - 6 ml

**Warning:** not to be used on a person under 18 years of age. Read safety instructions.

**Safety instructions:** avoid contact with eyes; in case of contact rinse immediately for several minutes

**Ingredients:** Glycerine, Aqua, Carbomer, Hydrogen Peroxide, Potassium Nitrate, Sodium Hydroxide, Sodium Hydrogenphosphate, Aroma, Sodium Fluoride, CI 28440.

**Contains:** 0.05% Sodium Fluoride.

**To be only sold to dental practitioners.** For each cycle of use, the first use to be only done by dental practitioners or under their direct supervision if an equivalent level of safety is ensured. Afterwards to be provided to the patient to complete the cycle of treatment. Keep the product out of heat and/or direct sunlight. Store in the fridge.



patent pending

MICERIUM S.p.A.

Via G. Marconi, 83 - 16036 Avegno (Ge) - I • Tel. (+39) 0185 7887 880 • sales@micerium.it • www.enacare.it



# ENA®WHITE 2.0

## BRUSHING BLEACHING TECHNIQUE

### INSTRUCTION FOR USE PATIENT

The bleaching of the teeth is a removal process of the pigmentations which have formed on enamel and dentine. Some teeth are too much pigmented by nature, other teeth darken themselves during their development. The most common reasons are: the getting old, the use of colouring substances (coffee, tea, tobacco, wine), trauma, the assumption of tetracyclines (antibiotics), old restorations. The bleaching system removes the majority of stains, leaving the tooth structure unchanged. The treatment takes 2-3 weeks, some difficult and darker stains can require a longer treatment.

### INSTRUCTION FOR USE

Carefully follow all the instructions and the advises that your dentist will provide to you. Do not use more product than required and do not increase the application times, it doesn't speed up and it doesn't bleach more. Only your dentist may determine the treatment length.


Before starting the bleaching treatment it is advisable to proceed with oral hygiene (it is recommended to use the toothpaste Enamel Plus, with low abrasion formula, desensitizing and tooth-whitening action and the IF Interdental Floss of the Ena® Oral Care line. The innovative packaging allows to perform the treatment even when not at home, in the office, at the gym using previously the Digital Brush towel to clean the teeth). Then proceed as follows:

- take the toothbrush ENA®WHITE 2.0 and unscrew the cap.
- rotate anti-clockwise the ring on the base of the toothbrush towards the direction "UP" until a quantity of gel like a small lentil comes out (after the first application, made under supervision of the dentist, it will be sufficient to rotate the ring of 2-3 marks), then brush the teeth for about 30 seconds avoiding to brush the gums.
- rinse the toothbrush with water and brush again the teeth for further 30 seconds, then rinse carefully the mouth with water as usual. NOTE: The application times indicated are sufficient for a treatment limited to the 6 upper central teeth. In case that also lower teeth must be bleached, it is necessary to increase the brushing time of about 15 seconds.
- screw the cap of the toothbrush. In order to avoid gel spilling, especially during transport, slightly rotate the ring towards the direction "DOWN"
- repeat for 2-3 times per day, preferably after oral hygiene.

During the bleaching treatment avoid: smoking, drinking coffee, tea, coca-cola, red wine, eating soy, artichokes, dark marmalades, grapefruits, using toothpaste and collutorium containing iodine, chlorhexidine and all the things that could cause dark colourings. When the bleaching treatment is finished, book a visit with your dentist to verify the result and to eventually decide if other later time applications are required.

### PRECAUTIONS:

Warning! Before use, remove the seal

1. Not to be used on a person under 18 years of age.
2. To be only sold to dental practitioners. For each cycle of use, the first use to be only done by dental practitioners or under their direct supervision if an equivalent level of safety is ensured. Afterwards to be provided to the patient to complete the cycle of use.
3. Please note the expiration date printed on the outer package indicated by the hourglass symbol (month/year) 
4. Avoid contact with eyes; rinse immediately for several minutes if product comes into contact with them. Remove contact lenses, if present and easy to do. Continue rinsing. If eye irritation persists, get medical advice.
5. Pregnant women should not bleach.
6. Tooth fillings and crowns do not respond to tooth bleaching.
7. If you have any questions regarding the appropriate use of this product, please consult your dentist as soon as possible.
8. A small percentage of patients experience sensitivity with bleaching. Should this occur, stop the treatment and contact your dentist.
9. Foods and juices high in citric acid can cause sensitivity to the teeth.
10. Some patients have noticed temporary discomfort of the gums, lips, throat, or tongue. Should any of these symptoms persist more than two days or progressively worsen, call your dentist. These side effects will usually subside within 1-3 days after treatment is discontinued.
11. Coffee, tobacco, and other products can stain your teeth again over time. Should this occur, the teeth can be rewhitened within a few days.
12. Regular dental checkups and cleanings are important before and after bleaching to maintain a healthy smile.
13. Keep out of reach of children.
14. Do not swallow gel or rinses. Product contains peroxide; swallowing large amounts can be harmful.
15. Rinse carefully after use also the areas below the lips.
16. Keep the product out of heat and/or direct sunlight. Store ENA®WHITE 2.0 in the fridge; however it is possible to store the product at room temperature (20°C - 68°F) for max. 2-3 weeks. In case of interruption of the treatment put again the product in the fridge.
17. Do not throw out in the environment. Dispose as an urban solid waste after rinsing away the residual gel into the dispenser and in the brush (if necessary fill the dispenser with water to make it pour out).